




IMA E

*Pontoon Boat*



**SIGHTSEEING CAR**





**IMAE**

**IMAE** *Pontoon Boat*

**IMAE** *SIGHTSEEING CAR*

**INT'L INDUSTRIAL MACHINERY & EQUIPMENT JSC (IMAE)**

Company Office:

Factory :

156 Nam Ky Khoi Nghia Street, Ben Nghe Ward, Distric. 1, HCM City  
Tel : +84 968191122 +84 981823717  
Mail : sales.admin@imaejsc.com

Fax : +84 8 36365886

Lot B2-56, Street NO.2, Tan Dong Hiep B, Di An Town, Binh Duong Province ,VIETNAM  
Tel : +84 968191122 +84 981823717  
Mail : sales.admin@imaejsc.com

Fax : +84 8 36365886



# INTRODUCTION

## IMAE JSC

INTERNATIONAL INDUSTRIAL MACHINERY  
AND EQUIPMENT JOINT STOCK  
COMPANY

We are the leading manufacturer of boats and electric vehicles in Vietnam and the region, established in 2009 on the basis of deploying automatic technology technology from the most advanced G7 countries. The head office is located at 156 Nam Ky Khoi Nghia, Ben Nghe Ward, District 1, Ho Chi Minh City. The factory is located at Lot B2 - 56, Street 2, Tan Dong Hiep B Industrial Park, Di An Town, Binh Duong.


Since its foundation, IMAE JSC has always strived to implement the company's activities according to the motto to contribute to the development of the country; for a prosperous society and to raise the standard of living for our employees by providing the latest and highest quality products in Vietnam and the Region.





IMAE

GIÁ TRỊ TIỀN PHONG



### Gratitude from the General Director

First of all, I would like to express my sincere thanks to the dear customers who have trusted in choosing, using IMAE's products and services and congratulating our Agents for their outstanding business success.

As a pioneer brand in the field of manufacturing specialized boats and electric vehicles in Vietnam, we always try our best to meet the market's requirements as well as our customers' expectations with our products. Good quality, high durability along with the most comprehensive, comprehensive support activities.

On behalf of IMAE, I would like to send all of you wishes of good health, successful success and a strong connection with IMAE brand.

Best regards







**MARINA**



**GOLF**



**RESORT**

## PRODUCTS

### PONTOON BOAT

Common Pontoon Boat

Fishing Pontoon Boat

Entertainment Boat

### SIGNS EERING CART

Standard Electric Cart

### SUITABLE LOCATION

With choices suitable to the tourism industry: Pontoon, Electric vehicles are widely used in Resorts, Hotels, Ecotourism destinations, Marinas ... to increase the new experience for users.





PRODUCT LINE.

COMMON BOAT

Often used for different types of sightseeing - tourist destinations

Prominent feature :

Exterior :

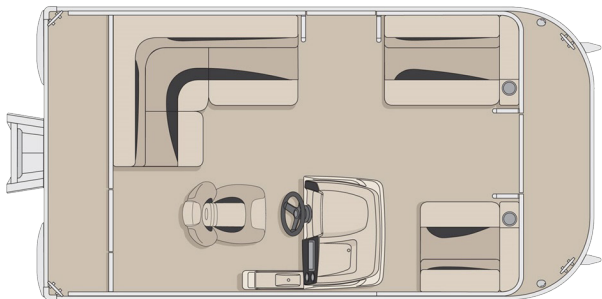
- Aluminum ship frame system - Roof system
- Yamaha motor 50Hp

Interior :

- Locator
- Boss speaker with Bluetooth connection
- Outdoor grill system
- Cooling system capacity for 50 bottles




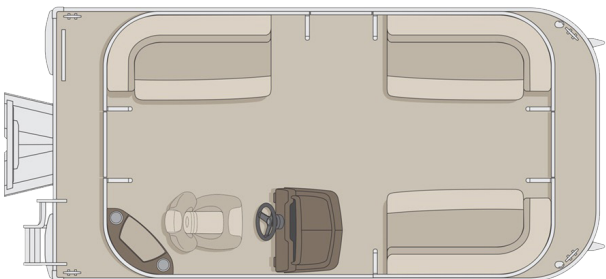
- WEIGHT : 4 Passenger
- DIMENSIONS : 4850x2300 mm
- COLOR   



FRONT PLATE



- WEIGHT : 6 Passenger
- DIMENSIONS : 5500x2300 mm
- COLOR   



FRONT PLATE

SPECIFICATIONS

	Total length	Deck length	Width	Maximum load	Number of passengers carried	Motor power
IMA - 4P	4850mm	4850mm	2300mm	650 KG	4	30 HP
IMA - 6P	5500mm	5500mm	2300mm	982 KG	6	50 HP





PRODUCT LINE.

COMMON BOAT

Prominent feature :

Exterior :

- Aluminum ship frame system - Roof system
- Yamaha motor 50Hp



Interior :

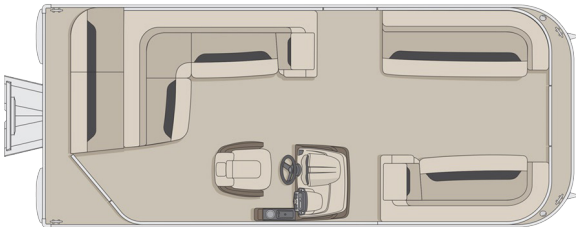
- Locator
- Boss speaker with Bluetooth connection
- Outdoor grill system
- Cooling system capacity for 50 bottles



IMP - 8P





- WEIGHT : 8 Passenger
- DIMENSIONS : 6000x2500 mm
- COLOR   

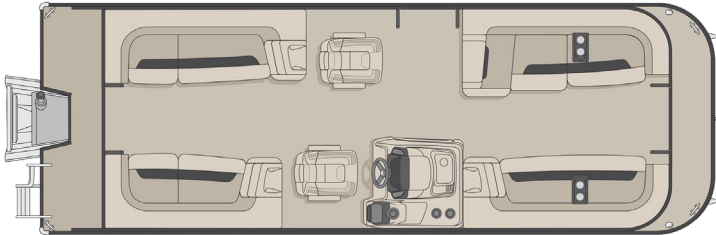


FRONT PLATE

IMP - 12P



- WEIGHT : 12 Passenger
- DIMENSIONS : 8000x2500 mm
- COLOR   



FRONT PLATE

SPECIFICATIONS

	Total length	Deck length	Width	Maximum load	Number of passengers carried	Motor power
IMP - 8P	6000mm	6000mm	2500mm	1330 KG	8	50 HP
IMP - 12P	8000mm	8000mm	2500mm	1930 KG	12	50 HP





**PRODUCT LINE.**

# **FISHING PONTOON BOAT**

Today, fishing is becoming a hobby and entertainment of many people, regardless of age or career.

A fully equipped fishing boat is the option to enhance your experience of the pleasure you need.

**IMAE** *Pontoon Boat*





PRODUCT LINE.

FISHING PONTON BOAT

Prominent feature :

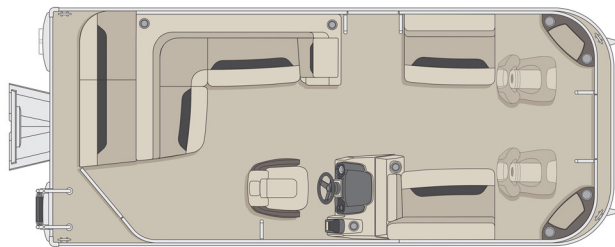
- Exterior :
- Aluminum ship frame system - Roof system
  - Yamaha motor 50Hp
- Interior :
- Locator
  - Boss speaker with Bluetooth connection
  - Outdoor grill system
  - Cooling system capacity for 50 bottles
  - The Garmin ECHOMAP Plus detects objects below the starboard



IMP - 6F



- WEIGHT : 6 Passenger
- DIMENSIONS : 5500x2300 mm
- COLOR

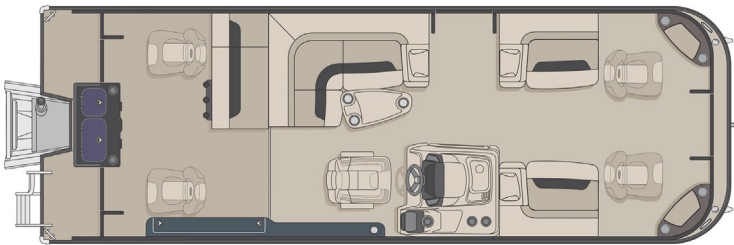


FRONT PLATE

IMP - 8F



- WEIGHT : 8 Passenger
- DIMENSIONS : 6000x2500 mm
- COLOR



FRONT PLATE

SPECIFICATIONS

	Total length	Deck length	Width	Maximum load	Number of passengers carried	Motor power
IMP - 6F	5500mm	5500mm	2300mm	982 KG	6	HP
IMP - 8F	6000mm	6000mm	2500mm	1330 KG	8	HP





**IMAE** Pontoon Boat

## **PRODUCT LINE.**

### **ENTERTAINMENT BOAT**

With a Pontoon boat on the river, you can get rid of all the fatigue, noise, and anxiety to be able to enjoy the most peaceful with this boat.

Pontoon boat on the river will bring you the feeling of relaxation, enjoyment. You can organize parties combined with exploring the experience on the river with this boat. Most of Pontoon boat can accommodate up to 12 people, so you will have your own private space and feel comfortable on board with your relatives and friends.





PRODUCT LINE.

ENTERTAINMENT BOAT

Prominent feature :

Exterior :

- Aluminum ship frame system - Roof system
- Yamaha motor 50Hp


Interior :

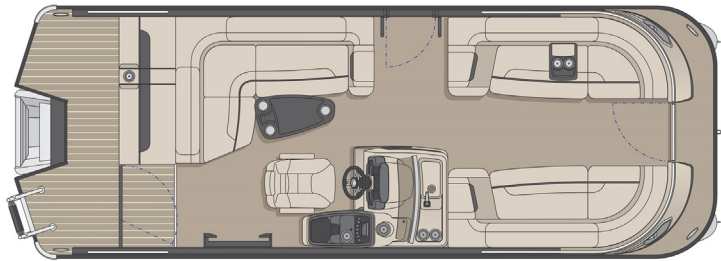
- Locator
- Boss speaker with Bluetooth connection
- Outdoor grill system
- Cooling system capacity for 50 bottles
- The Garmin ECHOMAP Plus detects objects below the starboard



IMP - 8C



- WEIGHT : 8 Passenger
- DIMENSIONS : 6000x2500 mm
- COLOR   

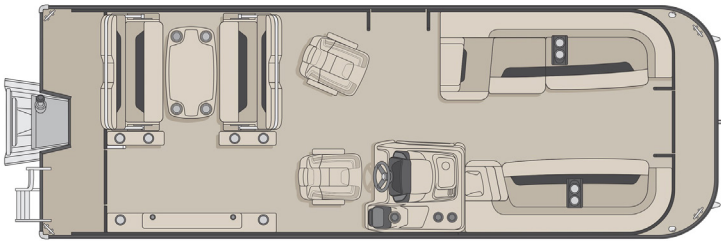


FRONT PLATE

IMP - 12C



- WEIGHT : 12 Passenger
- DIMENSIONS : 6000x2500 mm
- COLOR   



FRONT PLATE

SPECIFICATIONS

	Total length	Deck length	Width	Maximum load	Number of passengers carried	Motor power
IMP - 8C	6000 mm	6000 mm	2500 mm	1330 KG	8	50 HP
IMP - 12C	8000 mm	8000 mm	2500 mm	1930 KG	12	50 HP





**PRODUCT LINE.**

**STANDARD  
ELECTRIC  
CART**

- Sightseeing cart is a very friendly vehicle that is easy to get used to and control. Sightseeing car can be used at resorts, resort, industrial parks, golf courses, sightseeing areas, beaches, ports.
- The car uses advanced DC or AC electric power transmission systems combined with the wheel bridge to allow smooth operation, step-less speed adjustment, good climbing ability and especially the ability to go on many The terrain makes the vehicle extremely useful.
- Chassis made of Aluminium alloy with high load and durability. Tires are made of anti-ultra-violet plastic so they are durable and beautiful. Vehicles have many different colors to match customer requirements.

**MODEL 1**



**MODEL 2**



**MODEL 3**



**MODEL 4**



**SPECIFICATIONS**

	Length	Width	Max. climbing ability (loaded)	Max. speed	Max. loading weight	Motor Power
IMSC - 4	3690mm	1290mm	20%	30 km/h	1150 Kg	AC 48V 4KW
IMSC - 8	4200mm	1520mm	20%	28 km/h	1660 kg	AC 48V 5KW
IMSC - 12	4650mm	1520mm	20%	28 km/h	2250 kg	AC 72V 5KW





**Vanguard  
Value**

**IMAE** *Pontoon Boat*

**IMAE** *SIGHTSEEING CAR*

**INT'L INDUSTRIAL MACHINERY & EQUIPMENT JSC (IMAE)**

Company Office:

Factory :

156 Nam Ky Khoi Nghia Street, Ben Nghe Ward, Distric. 1, HCM City  
Tel : +84 968191122 +84 981823717 Fax : +84 8 36365886  
Mail : sales.admin@imaejsc.com

Lot B2-56, Street NO.2, Tan Dong Hiep B, Di An Town, Binh Duong Province ,VIETNAM  
Tel : +84 968191122 +84 981823717 Fax : +84 8 36365886  
Mail : sales.admin@imaejsc.com